

Table 1: Fall 2021 All Faculty

Division	Category	Total	Women		International		Hispanic/Latino		Black or African American		American Indian or Alaska		Asian		Native Hawaiian or Other Pacific Islander		White		Two or more races		URG			
		N	N	%	N	%	N	%	N	%	N	%	N	%	N	%	N	%	N	%	N	%		
Academic Centers	FT: Full Professor	6.75	4.75	70.4													6.75	100.0						
	FT: Associate Professor	1	2	100.0													1	100.0						
	FT: Assistant Professor	3	2	66.7													2	66.7						
	Total Professional	10.75	7.75	72.1					1	9.3							9.75	90.7			1	9.3		
	FT: Other	15	5	33.3				1	6.7				2	13.3			12	80.0			1	6.7		
Total Faculty	25.75	12.75	49.5				1	3.9	1	3.9			2	7.8		21.75	84.5			2	7.8			
Arts & Sciences	FT: Full Professor	189.7	50.15	26.4	1	0.5	5	2.6	6	3.2			16.5	8.7		159.2	83.9	2	1.1			12	6.3	
	FT: Associate Professor	62.75	31.5	50.2			2.25	3.6	6	9.6			11	17.5		43.5	69.3					8.25	13.1	
	FT: Assistant Professor	66.5	29.5	44.4	12	18.0	4	6.0	5	7.5			7	10.5		35.5	53.4	3	4.5			11	16.5	
	Total Professional	318.95	111.15	34.8	13	4.1	11.25	3.5	17	5.3			34.5	10.8		238.2	74.7	5	1.6			31.25	9.8	
	FT: Other	269	146	54.3	33	12.3	16	5.9	8	3.0			29	10.8	1	0.4	180	66.9	2	0.7			30	11.2
	PT: All	20	7	35.0					1	5.0			1	5.0			18	90.0					1	5.0
	Total Faculty	607.95	264.15	43.4	46	7.6	27.25	4.5	26	4.3			64.5	10.6	1	0.2	436.2	71.7	7	1.2			62.25	10.2
Business	FT: Full Professor	31.65	9.65	30.5					2	6.3			11	34.8		18.65	58.9					2	6.3	
	FT: Associate Professor	26	5	19.2					1	3.8			12	46.2		13	50.0					1	3.8	
	FT: Assistant Professor	31	12	38.7	9	29.0	2	6.5	1	3.2			4	12.9		15	48.4					3	9.7	
	Total Professional	88.65	26.65	30.1	9	10.2	2	2.3	4	4.5			27	30.5		46.65	52.6					6	6.8	
	FT: Other	17	6	35.3					2	11.8			2	11.8		13	76.5					2	11.8	
Total Faculty	105.65	32.65	30.9	9	8.5	2	1.9	6	5.7			29	27.4		59.65	56.5					8	7.6		
Education	FT: Full Professor	15.3	5	32.7					1.8	11.8						12.5	81.7	1	6.5			2.8	18.3	
	FT: Associate Professor	15	13	86.7					3	20.0			1	6.7		11	73.3					3	20.0	
	FT: Assistant Professor	27	17	63.0	1	3.7	2	7.4	5	18.5			1	3.7		16	59.3	1	3.7			7	25.9	
	Total Professional	57.3	35	61.1	1	1.7	2	3.5	9.8	17.1			2	3.5		39.5	68.9	2	3.5			12.8	22.3	
	FT: Other	54	43	79.6			3	5.6	15	27.8			3	5.6		33	61.1					18	33.3	
PT: All	2	2	100.0												2	100.0								
Total Faculty	113.3	80	70.6	1	0.9	5	4.4	24.8	21.9			5	4.4		74.5	65.8	2	1.8			30.8	27.2		
Engineering	FT: Full Professor	87.2	11	12.6			2	2.3	2	2.3			14.75	16.9		68.45	78.5					4	4.6	
	FT: Associate Professor	32	9	28.1			1	3.1	1	3.1			10	31.3		20	62.5					2	6.3	
	FT: Assistant Professor	46	12	26.1	9	19.6	1	2.2	5	10.9			13	28.3		18	39.1					8	17.4	
	Total Professional	165.2	32	19.4	9	5.4	4	2.4	8	4.8			37.75	22.9		106.45	64.4					14	8.5	
	FT: Other	152	42	27.6	24	15.8	4	2.6	5	3.3	2	1.3	29	19.1		87	57.2	1	0.7			16	10.5	
	PT: All	12	1	8.3			1	8.3					1	8.3		10	83.3					1	8.3	
Total Faculty	329.2	75	22.8	33	10.0	9	2.7	13	3.9	2	0.6	67.75	20.6		203.45	61.8	1	0.3			31	9.4		
SAIS	FT: Full Professor	20.9	2.5	12.0			2	9.6								15.9	76.1	1	4.8			2	9.6	
	FT: Associate Professor	7.25	1.5	20.7					1.75	24.1						5.5	75.9					1.75	24.1	
	FT: Assistant Professor	13.5	5.5	40.7	3	22.2							5	37.0		5.5	40.7							
	Total Professional	41.65	9.5	22.8	5	12.0	1.75	4.2					7	16.8		26.9	64.6	1	2.4			3.75	9.0	
	FT: Other	35	8	22.9	5	14.3	2	5.7	1	2.9			6	17.1		21	60.0					3	8.6	
PT: All	4	3	75.0			1	25.0								3	75.0								
Total Faculty	80.65	20.5	25.4	11	13.6	3.75	4.6	1	1.2			13	16.1		50.9	63.1	1	1.2			6.75	8.4		
Medicine	FT: Full Professor	650.05	173.15	26.6	3	0.5	21.2	3.3	16.2	2.5	1	0.2	107.3	16.5		496.35	76.4	5	0.8			39.4	6.1	
	FT: Associate Professor	603	237	39.3	10	1.7	22	3.6	22	3.6	1	0.2	147	24.4	1	0.2	386	64.0	14	2.3			53	8.8
	FT: Assistant Professor	1082	570	52.7	58	5.4	52	4.8	69	6.4	1	0.1	284	26.2		594	54.9	24	2.2			143	13.2	
	Total Professional	2335.05	980.15	42.0	71	3.0	95.2	4.1	107.2	4.6	3	0.1	538.3	23.1	1	0.0	1476.35	63.2	43	1.8			235.4	10.1
	FT: Other	564	290	51.4	95	16.8	29	5.1	18	3.2			171	30.3		244	43.3	7	1.2			59	10.5	
PT: All	38	18	47.4					2	5.3			6	15.8		30	78.9					2	5.3		
Total Faculty	2937.05	1288.2	43.9	166	5.7	124.2	4.2	127.2	4.3	3	0.1	715.3	24.4	1	0.0	1750.35	59.6	50	1.7			296.4	10.1	
Nursing	FT: Full Professor	13.85	11.6	83.8					0.1	0.7			1	7.2		12.75	92.1					0.1	0.7	
	FT: Associate Professor	15	13	86.7			2	13.3	1	6.7			4	26.7		8	53.3					3	20.0	
	FT: Assistant Professor	47	43	91.5	3	6.4	2	4.3	8	17.0	1	2.1	3	6.4		30	63.8					11	23.4	
	Total Professional	75.85	67.6	89.1	3	4.0	4	5.3	9.1	12.0	1	1.3	8	10.5		50.75	66.9					14.1	18.6	
	FT: Other	14	12	85.7			1	7.1	4	28.6	1	7.1				8	57.1					6	42.9	
Total Faculty	136.85	122.6	89.6	6	4.4	7	5.1	21.1	15.4	3	2.1	11	8.0		88.75	64.9					31.1	22.7		
Peabody	FT: Full Professor	36	9	25.0			2	5.6	1	2.8			5	13.9		28	77.8					3	8.3	
	FT: Associate Professor	14	4	28.6									1	7.1		13	92.9							
	FT: Assistant Professor	23	10	43.5	2	8.7			5	21.7						16	69.6					6	26.1	
	Total Professional	73	23	31.5	2	2.7	2	2.7	6	8.2			6	8.2		57	78.1					9	12.3	
	FT: Other	12	7	58.3					3	15.0			3	25.0		9	75.0					4	20.0	
PT: All	20	10	50.0									5	25.0		11	55.0	1	5.0			4	20.0		
ADJ: Conservatory	74	31	41.9	1	1.4	5	6.8	9	12.2			2	2.7		57	77.0					14	18.9		
Total Faculty	179	71	39.7	3	1.7	7	3.9	18	10.1	1	0.3	16	8.9		134	74.9	1	0.6			27	15.1		
Public Health	FT: Full Professor	162.75	64	39.3	1	0.6	6.8	4.2	6.9	4.2			18.45	11.3		128.6	79.0	1	0.6					

Table 2: Fall 2021 Full-time Professional Faculty

Division	Department	Total		Women		International		Hispanic/Latino		Black or African American		American Indian or Alaska Native		Asian		Native Hawaiian or Other Pacific Islander		White		Two or more races		URG		
		N	%	N	%	N	%	N	%	N	%	N	%	N	%	N	%	N	%	N	%	N	%	
Academic Centers	Academic Centers Total Professional	10.75	7.75	72.1						1	9.3							9.75	90.7			1	9.3	
A&S Humanities	Classics	8	4	50.0	1	12.5								1	12.5			6	75.0					
	Comparative Thought and Literature	5	3	60.0	1	20.0	1	20.0										2	40.0			1	20.0	
	English	12	4	33.3											1	8.3			9	70.8			2.5	20.8
	History	28	13	46.4						2.5	20.8				1	3.6			21	73.2			6.5	23.2
	History of Art	9	4	44.4	1	11.1													8	88.9				
	History of Science & Technology	7	3	42.9	1	14.3	1	14.3											5	71.4			1	14.3
	Modern Languages & Literatures	17	9	52.0	1	5.9	2	11.8	1	5.9									13	76.5			4	23.5
	Near Eastern Studies	8	2	25.0															8	100.0				
	Philosophy	12.25	2.75	22.5							1	8.2							11	91.8			1	8.2
	Writing Seminars	9	5	55.6							1	11.1							8	88.9			1	11.1
	Humanities Total Professional	115.25	49.75	43.2	5	4.3	4	3.5	12	10.4				4	3.5			90	78.3			17	14.8	
A&S Natural Sciences	Biology	22.6	6	26.6	1	4.4	2	8.9						3.7	16.2			15	66.2	1	4.4		2	8.9
	Biophysics	8	5	62.5					1	12.5								6	75.0			1	12.5	
	Chemistry	21	2	9.5	1	4.8	1	4.8						2	9.5			17	81.0			1	4.8	
	Cognitive Sciences	8.5	4	47.1														9	100.0					
	Earth and Planetary Sciences	13.8	5.8	42.0	1	7.3								1	7.3			11	78.3	1	7.3			
	Mathematics	17.5	4	22.9	1	5.7								3	17.1			14	77.1					
	Physics & Astronomy	29.3	4	13.7	1	3.4					2	6.8						24	82.9				2	6.8
	Psychological & Brain Sciences	16.25	6.6	40.6					1	6.2					3.9	23.7			10	64.0	1	6.2	1	6.2
		Natural Sciences Total Professional	136.95	37.4	27.3	5	3.7	5	3.7	2	1.5				17	12.1			105	77.0	3	2.2	7	5.1
		Anthropology	7	4	57.1					1	14.3					4	57.1			2	28.6			1
A&S Social Sciences	Economics	19.25	3	15.6	3	15.6	0.3	1.3						4	20.8			12	62.3			1.25	6.5	
	Political Science	27.5	10.5	38.2				1	3.6	2	7.3			3	10.9			21	76.4	0.5	1.8	3.5	12.7	
	Sociology	13	6.5	50.0							1	7.7			3	23.1			8	57.7	1.5	11.5	1.5	11.5
		Social Sciences Total Professional	66.75	24	36.0	3	4.5	2.3	3.4	3	4.5				14	21.0			43	63.7	2	3.0	7.25	10.9
		Arts & Sciences Total Professional	318.95	111.2	34.9	13	4.1	11	3.5	17	5.3				35	10.8			238.2	74.7	5	1.6	31.25	9.8
	Business	Business Total Professional	88.65	26.65	30.1	9	10.2	2	2.3	4	4.5				27	30.5			46.65	52.6			6	6.8
	Education	Education Total Professional	57.3	35	61.1	1	1.8	2	3.5	9.8	17.1				2	3.5			39.5	68.9	2	3.5	12.8	22.3
	Engineering	Applied Mathematics and Statistics	17.5	2	11.4	1	5.7				1	5.7			3	17.1			13	71.4			2	11.4
		Biomedical Engineering	15.7	5.5	35.0	1	6.4	2	12.7	1	6.4				2	12.7			10	61.8			4	25.5
		Chemical and Biomolecular Engineering	19.05	5.5	28.9										4	21.0			15	79.0				
Civil and Systems Engineering		12	3	25.0	3	25.0								2	16.7			7	58.3					
Computer Science		25.95	3	11.6	2	7.7								7	27.0			17	65.3					
Electrical and Computer Engineering		23.75	5	21.1	1	4.2	2	8.4	3	12.6				5.8	24.2			12	50.5				5	21.1
Environmental Health and Engineering		12.5	2	16.0										1	8.0			12	92.0					
Materials Science and Engineering		13	2	15.4	1	7.7					1	7.7			2	15.4			9	69.2			1	7.7
Mechanical Engineering		25.75	4	15.5							2	7.8			11	42.7			13	49.5			2	7.8
		Engineering Total Professional	165.2	32	19.4	9	5.5	4	2.4	8	4.8				38	22.9			106	64.4			14	8.5
SAIS	SAIS Total Professional	41.65	9.5	22.8	5	12.0	1.8	4.2						7	16.8			26.9	64.6	1	2.4	3.75	9.0	
Med Basic Sciences	Biological Chemistry	12.35	5	40.5										1	8.1			11	91.9					
	Biomedical Engineering	28.75	3	10.4	2	7.0			1	3.5				9.3	32.2			17	57.4			1	3.5	
	Biophysics and Biophysical Chemistry	8	2	25.0										4	50.0			4	50.0					
	Cell Biology	14	6	42.9										5	35.7			9	64.3					
	History of Medicine	6	2	33.3														5	83.3	1	16.7		1	16.7
	Molecular and Comparative Pathology	12	7	58.3					1	8.3				1	8.3			10	83.3				1	8.3
	Molecular Biology and Genetics	6.1	1	16.4	1	16.4								0.4	5.7			5	77.9				1	16.4
	Neuroscience	26.9	6.4	23.8				1	3.7					4.2	15.4			22	80.9				1	3.7
	Pharmacology and Molecular Sciences	9	3	33.3				1	11.1	1	11.1				3	33.3			4	44.4			2	22.2
	Physiology	11	4	36.4										4	36.4			7	63.6					
	Basic Sciences Total Professional	134.10	39.4	29.4	3	2.2	2	1.5	3	2.2				32	23.7			93	69.6	1	0.8	7	5.2	
Med Clinical	Anesthesiology and Critical Care Medicine	168.35	68.35	40.6	2	1.2	4	2.4	6	3.6				37	22.0			115	68.5	4	2.4	12	7.1	
	Dermatology	27	14	51.9				2	7.4	1	3.7			9	33.3			15	55.6			3	11.1	
	Emergency Medicine	43	14	32.6						3	7.0			9	20.9			29	67.4	2	4.7	3	7.0	
	Genetic Medicine	27	15	55.6				2	7.4					4	14.8			21	77.8			2	7.4	
	Gynecology and Obstetrics	68	52	76.5						12	17.7			11	16.2	1	1.5	42	61.8	2	2.9	13	19.1	
	Medicine	575.1	247.1	43.0	21	3.7	18	3.2	33	5.8				138	24.0			350	60.8	15	2.6	63.6	11.1	
	Neurological Surgery	38	5	13.2	1	2.6	2	5.3						9	23.7			24	63.2	2	5.3	3	7.9	
	Neurology	139.2	52.2	37.5	8	5.8	11	7.9	4	2.9				24	17.2			92	66.2			16	11.5	
	Oncology	149.95	56	37.4	7	4.7	9	6.0	4.8	3.2	1	0.7		32	21.0			96	63.8	1	0.7	17.8	11.9	
	Ophthalmology	99	41	41.4	4	4.0	2	2.0	4	4.0				33	33.3			56	56.6			7	7.1	
Orthopedic Medicine	51.3	10.3	20.1						3	5.9				18	35.1			30	59.1			3	5.9	
Otolaryngology - Head and Neck Surgery	61	19	31.2	2	3.3	2	3.3	1	1.6				20	32.8			34	55.7	2	3.3	4	6.6		
Pathology	99	45	45.5	4	4.0	7	7.1	2	2.0	1	1.0		19	19.2			63	63.6	3	3.0	11	11.1		
Pediatrics	156.8	99.8	63.7	2	1.3	11	7.0	11	7.0				27	17.2			101	64.3	5	3.2	24	15.3		
Physical Medicine and Rehabilitation	37	23	62.2	4	10.8								8	21.6			25	67.6			4	10.8		
Plastic and Reconstructive Surgery	24	6	25.0	3	12.5	1	4.2	1	4.2				1	4.2			17	70.8	1	4.2	3	12.5		
Psychiatry and Behavioral Sciences	141	73	51.8					10	7.1	6	4.3		19	13.5			105	74.5	1	0.7</				

Chart 1: Fall 2021 Percent Women, All Faculty

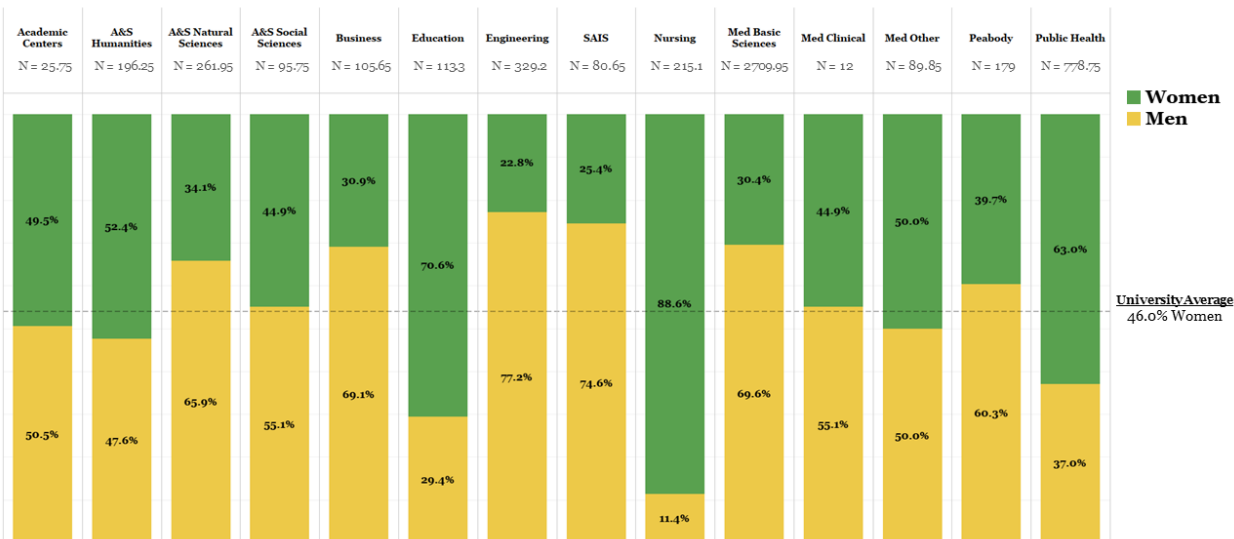


Chart 2: Fall 2021 Percent Women, FT Professorial Faculty

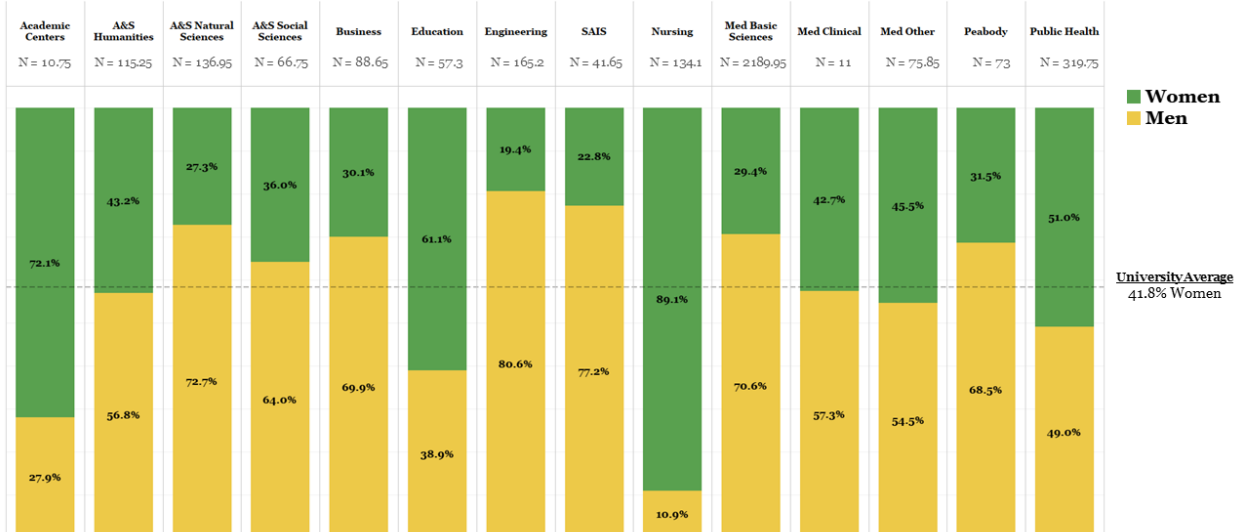


Chart 3: Fall 2021 Proportion from Under-represented Groups, All Faculty

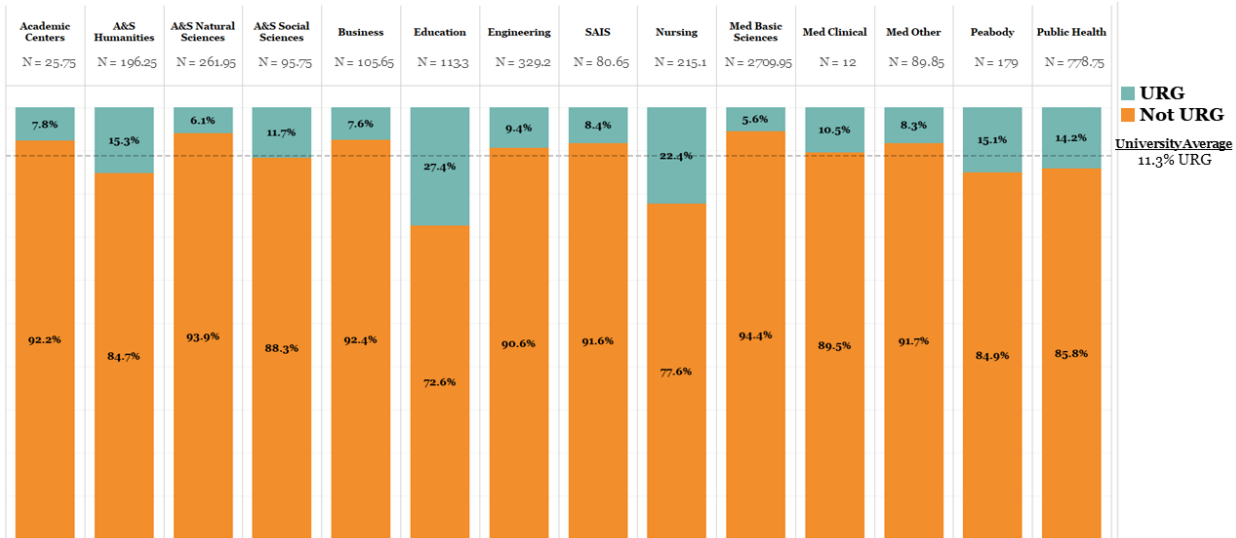


Chart 4: Fall 2021 Proportion from Under-represented Groups, FT Professorial Faculty

